



# UNIVERSITY CITY CHILDREN'S CENTER

Honoring and revealing the unique spirit of each  
child from the inside out . . .

2009 Annual Report prepared for the Children's Service Fund;  
A compilation of information prepared for UCCC's key stakeholders



UCCC: WHO WE ARE

## Mission

We are committed to providing quality care and innovative education to a racially, culturally, developmentally, and socio-economically diverse community of children between the ages of six weeks and six years in a nurturing environment that provides supportive services to families.





UCC: WHO WE ARE

## Vision

Our vision is to create a new paradigm in early childhood education that will serve as a model for creating systemic change for children and families.



# A DECADE OF PROGRESS

	Children Served	Wait List	Number of Faculty	Tuition Assistance	Budget	United Way	Year-End Giving
<b>2000</b>	25 to 54	0	11	100%	\$357,032	28% of Budget	\$14,000
<b>2001</b>	39 to 60	0	11	80%	462,801	30% of Budget	\$37,000
<b>2002</b>	35 to 56	0	11	80%	500,000	30% of Budget	\$49,000
<b>2003</b>	35 to 45	0	11	85%	537,000	30% of Budget	\$74,000
<b>2004</b>	45 to 80	0	FT 22 PT 6	60%	1.201 M	14% of Budget	86,000
<b>2005</b>	80 to 112	200+	FT 32 PT 7	55%	1.346 M	11% of Budget	98,000
<b>2006</b>	112	200+	FT 45 PT	50% +	1.403 M	10% of Budget	110,000
<b>2007</b>	172	250+	FT 50 PT 8	50% +	1.806 M	9% of Budget	\$123,000
<b>2008</b>	172	350+	FT 50 PT 8	50% +	2.704 M	6% of Budget	\$140,000
<b>2009</b>	188	350+	FT 54 PT 11	50% +	2.8 M	6% of Budget	\$137,000

# UCCC: WHO WE ARE

## Values

University City Children's Center commits to develop as a diverse community that honors and reveals the unique spirit in each of us by intentionally growing from the **inside out.**

**Trust** is the foundation of any value; through trust, our school community, our partners, and our friends have the ability to carry the message of creating systemic change for children and families.

**Empathy and Compassion** are found naturally in children. In order to ensure these values are woven into the fabric of their personhood, children must experience an environment that is intentionally empathetic and compassionate.

**Love** needs to be among the primary examples we set for children, acting as a compass that directs all interactions as we grow a school community.

**Joy** is an essential element to creating and maintaining an emotionally healthy life, is established through the alternating experiences of struggle and success, and begins at birth.



# UCCC: WHO WE ARE



- Program Goals:
  - To provide quality early care and innovative education.
  - To enhance early literacy development of children in an emotionally responsive environment.
  - To provide an emotionally safe environment where children have the opportunity to develop their intellectual capacity while building the skills for academic success.
  - To develop partnerships with families.
  - To enhance character and value development of children, families, and UCCC's faculty and staff through building a caring community.




# HOW IS **UCCC Different?**

- A Community that Values Organizational Culture
- Unmatched Focus on Values and Character Education
- Unique Philosophical Understanding
- Professional Development
- Economic Diversity – Mixed Income
- Family and Community Involvement
- An Intentional **Inside Out** Teaching Approach
  - What does play dough represent?



# 2009 – YEAR OF TRANSITION AND INFRASTRUCTURE DEVELOPMENT

- Income before Depreciation and Interest– \$117, 112
  - Deaconess Impact Partnership begins to build infrastructure
    - Human Resources, Marketing, Technology, and Board Development
  - Administrative structure enhanced
  - UCCC assesses its culture with CMA
  - Youth In Need selects UCCC as an Early Head Start Partner
  - Lutheran Foundation supports mental health programming
  - Board of Directors Retreat
  - First Ever Faculty and Staff Retreat
  - *Fairy Tales Can Come True* Concert grosses \$100,000
  - St. Louis County Economic Council Awarded \$3 million in ARRA dollars for Wellston ECC
- 

# 2009 CLIENT DEMOGRAPHICS

	2009	2008	2007
Direct Clients	231	221	218
Indirect Clients	650	600	600

## Age \*

Age 0-2	55
Age 3-5	167
Age 6-9	9
Age 10-14	0
Age 15-19	0
Age 20-34	0
Age 35-54	0
Age 55-64	0
Age 65-74	0
Age 75-84	0
Age 85+	0
Unknown Age	0

## Race \*

African-American	68
Asian	5
Bi/Multi-Racial	23
Caucasian	126
Hawaiian/Pacific Islander	0
Hispanic/Latino	9
Native American/Alaskan Native	0
Other	0
Unknown Race/Ethnicity	0

## Clients Served in 2009

### Household Income \*

\$0 to \$9,999	23
\$10,000 to \$14,999	5
\$15,000 to \$19,999	6
\$20,000 to \$29,999	18
\$30,000 to \$49,999	12
\$50,000 to \$99,999	12
\$100,000 and Greater	7
Unknown Income	148

### Gender \*

Female	107
Male	124

### Level of Service Definition

**DIRECT CLIENTS:** These clients generally receive extensive and/or long term services in small groups or one-on-one. Intake records or other reliable methods of collecting information on these clients are maintained. Clients in this category are always unduplicated.

**INDIRECT CLIENTS:** These clients generally receive one-time or infrequent services from the agency and the services may be provided in a group setting. Detailed records for each client are not maintained, although a basic count of the number of participants and demographic estimates should be available. Demographic information is typically difficult or impossible to collect.

\* Demographic Information pertains to 2009 direct clients only

## Missouri\*

Franklin County	0
Jefferson County	0
Lincoln County	0
St. Charles County	0
St. Louis City County	40
St. Louis County	191
Warren County	0
Other Counties	0

## Illinois\*

Calhoun County	0
Clinton County	0
Greene County	0
Jersey County	0
Macoupin County	0
Madison County	0
Monroe County	0
Montgomery County	0
Randolph County	0
St. Clair County	0
Other Counties	0
Other State	0
Unknown Zip Code	0



# 2009 PROGRAM OUTCOMES

- Direct Clients Served: 231
- Indirect Clients Served: 650
- Clients Waitlisted: 350

**Outcome:** With the addition of a mental health professional, there has been an increase in the number of families seeking support and accepting mental health resources in a safe environment which enhances our goal of strengthening families.

**Indicator:** 10% of our families will seek and receive support from our mental health professional.

**Scope:** Short term

**Measurement Tool:** Emotional Enrichment Counselor

**# of clients included in the measure:** 151

**# of clients that achieved indicator:** 20

**% of clients that achieved indicator:** 13.0 %

---

**Outcome:** Dial - 3 - Children participating in a language rich environment, we will show a steady increase in all developmental areas.

**Indicator:** 80% of our children will meet at least 75% developmental areas.

**Scope:** Short term

**Measurement Tool:** Dial - 3

**# of clients included in the measure:** 87

**# of clients that achieved indicator:** 72

**% of clients that achieved indicator:** 83.0 %



# 2009 PROGRAM OUTCOMES, CONT'D

**Outcome:** ASQ - Children participating in a language rich environment, we will show a steady increase in all developmental areas.

**Indicator:** 80% of our children will meet at least 80% developmental areas.

**Scope:** Short term

**Measurement Tool:** ASQ

**# of clients included in the measure:** 47

**# of clients that achieved indicator:** 38

**% of clients that achieved indicator:** 81.0 %

---

**Outcome:** DECA - If we focus on Social and Emotional development, we will see increase in children's ability for attachment, initiative, self control (protective factors) and decrease in behavior concerns.

**Indicator:** 85% of our children will meet age appropriate social skills.

**Scope:** Short term

**Measurement Tool:** DECA

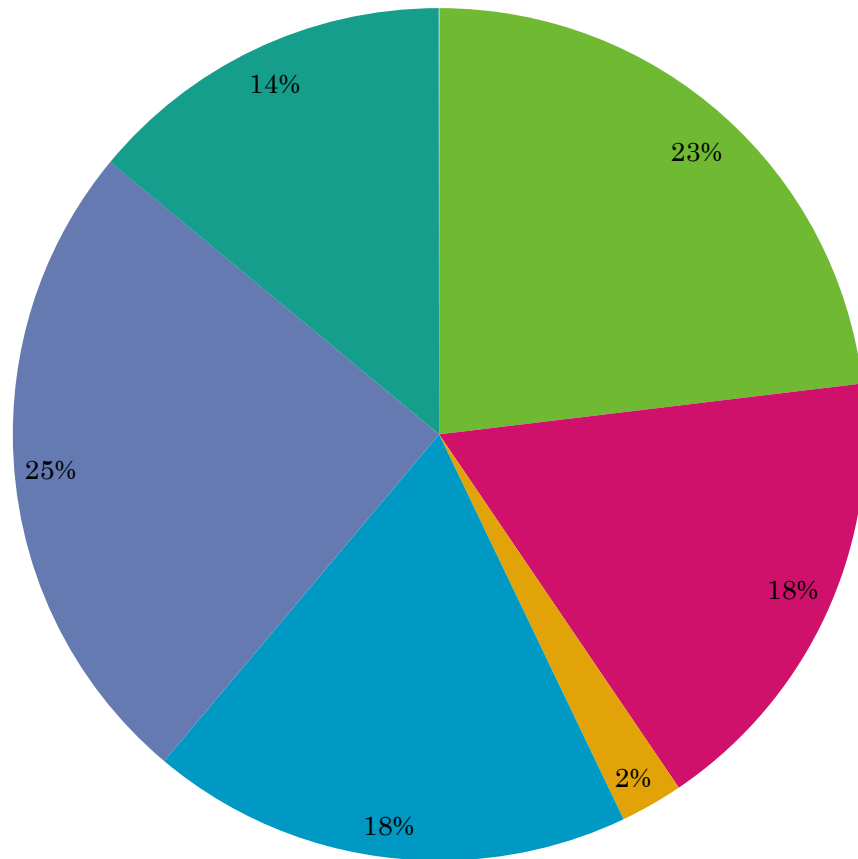
**# of clients included in the measure:** 126

**# of clients that achieved indicator:** 67

**% of clients that achieved indicator:** 53.0 %



# UCCC 2009 Fundraising By Source



- Individual Contributions - \$202,373
- Foundations - \$152,500
- Corporations - \$20,750
- United Way - \$159,883
- Deaconess Capacity Building - \$218,000
- Government Grants - \$122,500

TOTAL FUNDS RAISED:

**\$876,006**


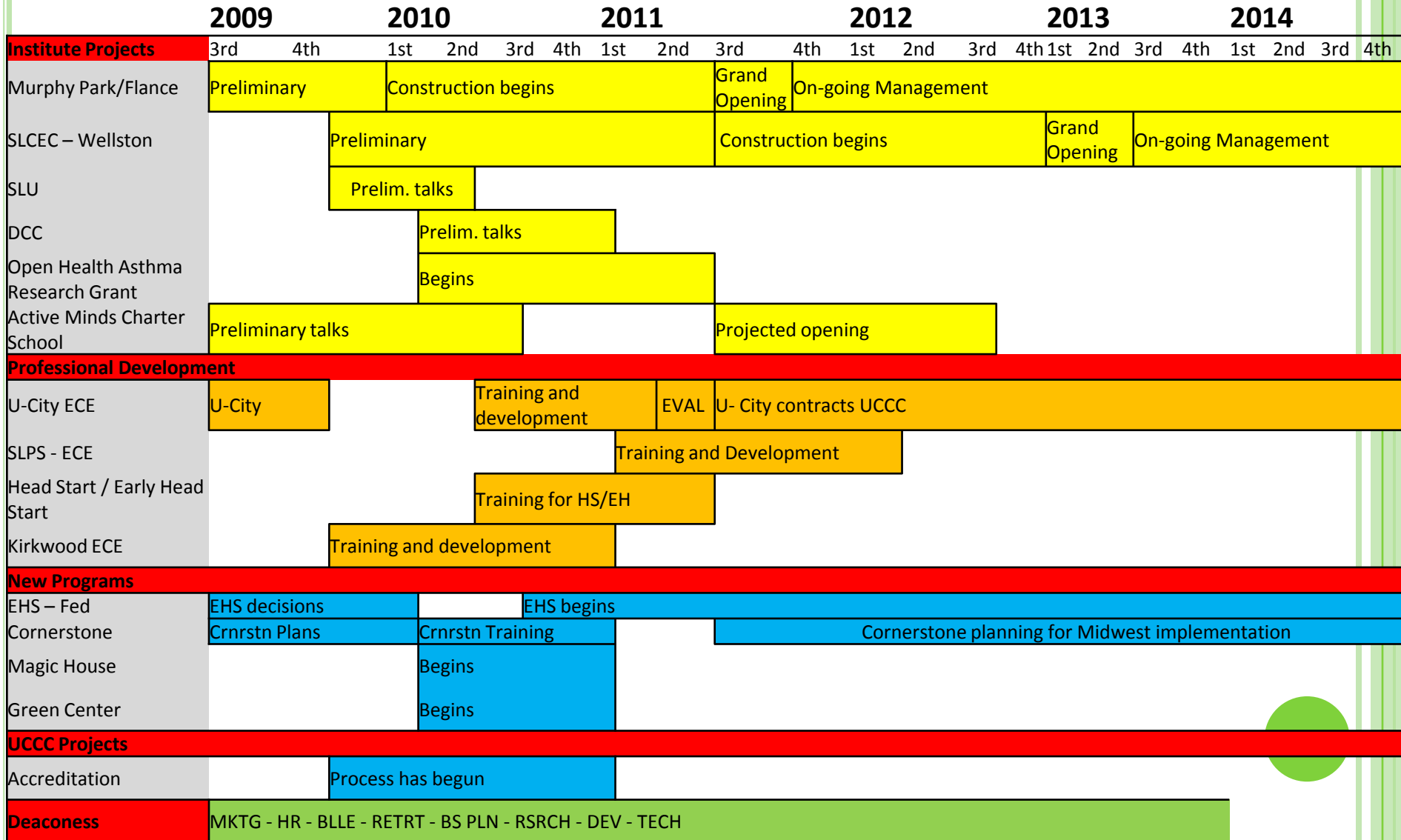


# 2010 – A YEAR OF ACHIEVEMENT

- Deaconess Impact Partnership – Year Two Capacity Building
  - Development Audit, UCCC Strategic Planning Process, Technology Audit
  - UCCC Logic Model to establish outcome measurements
- Assess and grow leadership among the faculty
- Culture study among faculty
- Healthy Minds for the Future continues at UCCC
- Administrative Retreat
- Institute formation
  - Business Plan
  - First formalized contract – Open Health/Asthma Foundation
- Influencing factors on UCCC 's finances
  - UCCC hires Chief Financial Officer
- Governance
  - Strategic Planning process begins 3<sup>rd</sup> quarter
- Fund Development Audit and Implementation
- **Open Health** contracts UCCC for asthma research project



# CHART OF ACTIVE AND POTENTIAL PROJECTS



# UCCC PROGRAMS

- Strengthening Families
- Parents as Teachers
- Head Start
- Early Head Start
- Health, Nutrition, and Gardening
- Healthy Minds for the Future
- Inclusive Education
- Community Based Vocational Instruction
- Missouri State Child Care Subsidy Program
- Child Care and Adult Food Program



# UCCC PARTNERS



- United Way
- Washington University
- St. Louis Psychoanalytic Institute
- The Belle Center
- Deaconess Foundation
- Lutheran Foundation
- YWCA Head Start
- Youth in Need Early Head Start
- Special School District
- University City Public Schools
- Independence Center



